

**Application guideline:** applying to the Institute of Biosciences and Technology in Houston (a research institute of the TAMU College of Medicine, but located in Houston, in the Texas Medical Center)

For additional help, please call the IBT Graduate Program Coordinator:

Cynthia Lewis

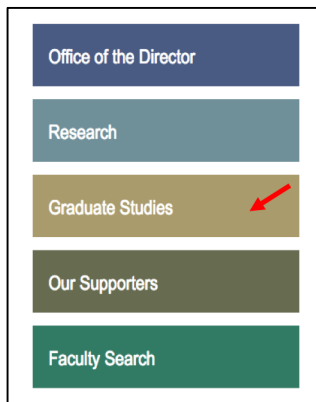
713-677-7612

[clewis@ibt.tamhsc.edu](mailto:clewis@ibt.tamhsc.edu)

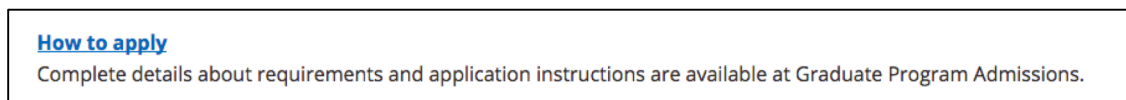
**Important note:** you must proceed through the application and biographical information entry before you get to choose the Houston campus (the Institute of Biosciences and Technology in the Texas Medical Center) rather than the main College of Medicine campus in Bryan-College Station. **\*See steps 18-20\***.

### **Step-by-step application guideline:**

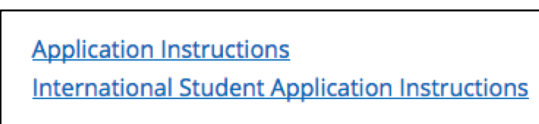
1) From IBT splash page, click on “Graduate Studies” box



2) Click “[How to apply](#)” link



3) Click “[Application Instructions](#)” or “[International Student Application Instructions](#)”



4) Read and meet instructions, click on “APPLY NOW!” box

## APPLYING TO GRADUATE SCHOOL

### Preparation

1. Obtain a 4-year undergraduate degree from an accredited university.
2. Determine which graduate school(s) you want to attend. Texas A&M University [graduate programs and degrees](#) are among the nation's best!
3. Contact the department(s) or academic program(s) of interest and obtain any special entrance requirements and deadlines for application.
4. Take the appropriate graduate school entrance exam for your field (GRE, GMAT, etc.) and send the scores to Texas A&M University (Code 6003), The Office of Admissions and Records.
5. Create a resume or curriculum vitae.
6. Develop an essay or Statement of Purpose that addresses your reasons for pursuing a graduate education in your field of interest, your background and also describe your long term goals.
7. Obtain letters of recommendation from educational officials familiar with your academic performance. The individual completing the recommendation forms should return their recommendation to the graduate advisor in your major field of study.
8. Determine how to have copies of your official transcript(s) from each senior-level, post-secondary institution attended sent to your selected schools. An official statement of the degree awarded or diploma is required for each degree.
9. Learn about all the application fees.

### You are now ready to apply!

APPLY NOW!

Go to [ApplyTexas](#) and select Texas A&M University (6003) to begin an application. Complete and send your application forms, documents and payment before the stated deadline.

*Mays Business School Applications - [Click here](#) to view application information and to apply through a web-based application as part of the Apply Yourself Application Network.*

*School of Public Health Applications - [Click here](#) to view application information and to apply through the corresponding School of Public Health Application system.*

Check with your department or program to confirm that they received your application and that it is complete.

## 5) Click on "Apply to Texas A&M" Logo (at arrow, not X)

GRADUATE

### How to Apply

You are a graduate applicant if you are:

- a citizen or permanent resident of the United States (or applicant for permanent residency), or
- an international student who has previously attended Texas A&M University in a degree-seeking program, and
- a student who holds a bachelor's or professional degree (or equivalent).

You are an international graduate applicant if >

**Required Documents**


**Department-Specific Required Documents**

**Testing information for Graduate Studies**

**Deadlines**

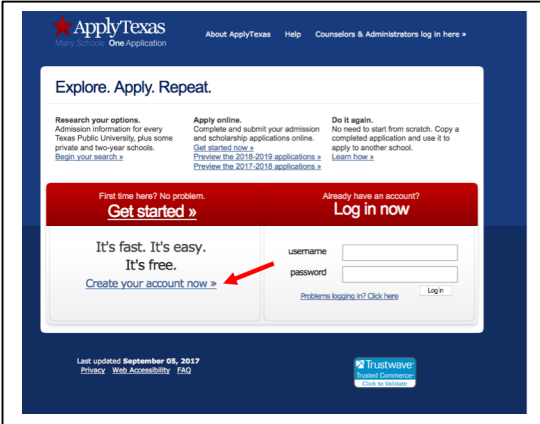
**How to Submit Your Documents**

**Acts of Dishonesty**



Applicants to the Mays MBA Program should use the [online application](#) specific to that program. Applicants to the Mays Graduate Programs (MS, M.Eng., etc.) should use the [online application](#) specific to those programs.

## 6) This link will take you to the "Apply Texas" web page. Set up an account: Click on "Create your account now >>"



ApplyTexas  
One Application

About ApplyTexas Help Counselors & Administrators log in here >

### Explore. Apply. Repeat.

**Research your options.** Admission information for every Texas Public University, plus some private and two-year schools. [Begin your search >](#)

**Apply online.** Complete and submit your admission and scholarship applications online. [Get started now >](#) [Preview the 2018-2019 applications >](#) [Preview the 2017-2018 applications >](#)

**Do it again.** No need to start from scratch. Copy a completed application and use it to apply to another school. [Learn how >](#)

First time here? No problem. [Get started >](#)

Already have an account? [Log in now](#)

It's fast. It's easy. It's free. [Create your account now >>](#)

username

password

[Problems logging in? Click here](#)

Last updated September 05, 2017  
Privacy Web Accessibility FAQ

Trustwave  
Trusted Connection

## 7) Fill in your Profile in “My Account Dashboard”

**My Account Dashboard - My Profile**

[My Profile](#) [My Applications](#) [My Essays](#) [My Transcripts](#)

Enter information below to establish or maintain your free ApplyTexas profile. Additional information will be requested when you complete online applications.

If you are creating an account, your username will be assigned and presented to you.

**Full legal name - required**  
Enter your full legal last, first, and middle name. Please do not include diacritical marks such as accents (í or ñ) or letters (ç). Do not use nicknames or abbreviations or initials because this information will be used for your official record if you ever need your own full legal name or an document sent to the institution to which you are applying. If you have a preferred, enter your name as it appears on your passport (without diacritical marks).

**Last Name or Family Name or Surname**   
**First Name or Given Name**   
**Middle Name**   
**Suffix**

**Date of Birth - required**  
Enter your date of birth (month, day, 4 digit year). Do not leave blank; this information is required.

**Date of Birth** Dec / 26 / 1984  + 4 digit year

**Place of Birth - required**  
Enter the city, state, and country where you were born.

**City**   
**State/Province/Principality**   
**Country**

**Current grade level**  
**Grade Level**

**Are you a U.S. Citizen? - required**  
 Yes  No

**Email address - required**  
Please make sure to use an email address that allows you to receive emails from ApplyTexas. You will not be able to use your ApplyTexas account without a valid email address. Some school email accounts do not allow students to receive emails from outside the school district. If you aren't sure, check with your school counselor.

**E-mail address**   
**Confirm E-mail address**  \* Please re-type email address; do not copy/paste.

This email is correct and I have access to it.

## 8) Respond to verification email and enter your email address

**ApplyTexas email verification**

Please enter the email address you are verifying for security purposes. After verification you will be redirected to the ApplyTexas login page.

**Email:**

Last updated June 14, 2017  
[Privacy](#) [Web Accessibility](#) [FAQ](#)

## 9) Log in

**Explore. Apply. Repeat.**

**Research your options.**  
Admission information for every Texas Public University, plus some private and two-year schools.  
[Begin your search »](#)

**Apply online.**  
Complete and submit your admission and scholarship applications online.  
[Get started now »](#)  
[Preview the 2019-2019 applications »](#)  
[Preview the 2017-2018 applications »](#)

**Do it again.**  
No need to start from scratch. Copy a completed application and use it to apply to another school.  
[Learn how »](#)

**First time here? No problem.**  
[Get started »](#)

**Already have an account?**  
[Log in now](#)

**It's fast. It's easy. It's free.**  
[Create your account now »](#)

username   
password   
[problems logging in? click here](#)

## 10) Start a new application

**My Account Dashboard - Application Listing**

[My Profile](#) [My Applications](#) [My Essays](#)

View Application List: [Start a New Blank Application](#)

**application details**

You don't have any admissions applications. [Create a new application now.](#)

11) Click on “create a new graduate school admissions application”

12) Under “please select the target university,” select “Texas A&M University (College Station)”

13) Under “Please select the type of application,” select “Graduate, U.S.”

14) Under “Select semester,” select “Fall (Aug – Dec) 2018”

15) Under “Select your Major,” select “Medical Science, Ph.D.”

Getting Ready to Start Your Application  
select major

Please note:  
Be advised: 1) Graduate deadlines vary by major; please contact your department for your appropriate deadline

Major: Medical Science, Ph.D.

continue

16) Click “continue to my application”

\*\*\*NOTE: for the IBT in Houston, the Deadline is January 15, not the December 15 deadline noted for the main campus in College Station.

Getting Ready to Start Your Application  
application checklist

Texas A&M University - Graduate Admission for Fall 2018

continue to my application

| Items to complete  | Deadline          |
|--|-------------------|
| <b>Admissions application</b><br>Page 1: biographical information<br>Page 2: biographical information (continued)<br>Page 3: educational background<br>Page 4: educational background (continued)<br>Page 5: test scores<br>Page 6: residency information<br>Page 7: employment, academic references & honors<br>Page 8: custom questions for this institution | December 15, 2017 |
| <b>Essays</b><br>Texas A&M University uses the following essay topics:<br>Statement of Purpose (Required)  | December 15, 2017 |

\*\*\*IBT (Houston) deadline is January 15th

go back

17) You will be assigned an application number. Please write it down!  
Also, see the notice of the IBT January 15 deadline

Page 1 of 8  
biographical information

We have assigned an application ID number to this application. Please make note of it, as it is required for all further communication concerning this application and may require an application password.  
Your application ID is 1766799

First choice school/college: Graduate College  
First choice major/program: Medical Science, Ph.D.

Want to change your school(s)/college(s) and/or major(s)/program(s)? [Go back to the "select major" page.](#)

Application deadline for Medical Science, Ph.D. applicants:  
The deadline for this application is Friday, December 15, 2017.

Texas A&M University has a message for Medical Science, Ph.D. applicants:  
The Houston campus deadline is January 15th; please see the website for Dallas, BCS and Temple campus deadlines.

1. Enter your U.S. Social Security Number  
Please enter your Social Security Number, if you have one. It is used to match your application to your transcript and test scores, and for financial aid.

Social Security Number (SSN) [\*\*\*\*\*] < No spaces, dashes, or letters.  
Confirm SSN [\*\*\*\*\*] < No spaces, dashes, or letters.

Click “save changes” at the bottom of the page  
Please proceed through biographical information pages

## 18) Custom questions for this institution

Page 8 of 8  
custom questions for this institution


This page will continue to appear until all questions have been acknowledged or saved and the page has been saved.

**Step-by-Step Instructions**  
This page contains questions particular to the University and/or major to which you are applying. You must provide an answer for all REQUIRED questions and acknowledge, or save, optional questions. When all questions have been saved, save the page as a whole to continue with your application.

**First thing, select the Houston campus** (this is the IBT: still part of the TAMU COM graduate program, but located at the IBT in Houston, part of the TMC). See below

## 19) Selecting the Houston campus

Unsaved Questions

- Document ID Sheets - REQUIRED - [Displayed above](#)
- Graduate App Information - REQUIRED
- Requesting a Deferral - REQUIRED
- Bacterial Meningitis Barms - REQUIRED
- Board of Regents - REQUIRED
- Exchange Study - REQUIRED
- Exchange - Indicate Schools - optional
- Address Verification - REQUIRED
- Transcript not available? - optional
- HB446 - REQUIRED
- Occupational License - REQUIRED
- Track Preference - REQUIRED
- Field of Interest - REQUIRED
- Relevant Experience - REQUIRED
- Special Consideration - REQUIRED
- Faculty Members - REQUIRED
- Violations - REQUIRED
- Campus - REQUIRED 
- Application Fee Waiver - optional
- Survey - REQUIRED

## 20) Your campus selection should result in this page:

Page 8 of 8  
custom questions for this institution

This page will continue to appear until all questions have been acknowledged or saved and the page has been saved.

**Step-by-Step Instructions**  
This page contains questions particular to the University and/or major to which you are applying. You must provide an answer for all REQUIRED questions and acknowledge, or save, optional questions. When all questions have been saved, save the page as a whole to continue with your application.

Campus - REQUIRED

Please select the campus you wish to attend:

- Temple - TEM
- Bryan-College Station - BRY
- Houston - HOU
- Dallas - DAL

21) Please complete the rest of the questions. Most are straightforward, but many require essay answers.

For additional help, please call the IBT Graduate Program Coordinator:

Cynthia Lewis

713-677-7612

[clewis@ibt.tamhsc.edu](mailto:clewis@ibt.tamhsc.edu)